standard soldering pad dimensions

The optimum soldering pad dimensions may differ depending on soldering conditions, however, the following land dimensions are generally recommended.

For Reflow Soldering

Type	Style	Dimensions millimeters				
		Component Size	A	B	C	D
RK73 RS73 HV73 SG73 RN73 HSG73P SR73 LT73 LP73 SDT73 RF73	1F	0.4×0.2	0.12	0.48	0.18	0.18
	1H	0.6×0.3	0.25	0.7	0.3	0.225
	1E	1.0×0.5	0.5	1.3	0.3	0.4
	1J	1.6×0.8	1.0	2.0	0.6	0.5
	2A	2.0×1.25	1.3	2.5	1.05	0.6
	2B	3.2×1.6	2.2	4.0	1.4	0.9
	2E, 2E1	3.2×2.5	2.2	4.0	2.3	0.9
	W2H/2H	5.0×2.5	3.3/3.5	6.1/6.3	2.3	1.4
	W3A2, W3A, 3A	6.3×3.1	4.6	8.0	3.0	1.7
RK73 AT SG73 AT HV73 AT HSG73P AT	1E	1.0x0.5	0.5	1.7	0.53	0.6
	1J	1.6×0.8	1.0	2.5	0.85	0.75
	2A	2.0×1.25	1.2	3.0	1.33	0.9
	2B	3.2×1.6	2.05	4.4	1.7	1.175
UR73	2A	2.0×1.25	1.3	2.6	1.1	0.65
	2B	3.2×1.6	2.2	4.2	1.6	1.0
UR73D	1E	1.0×0.5	0.4	1.7	0.5	0.65
	1J	1.6×0.8	0.5	2.5	0.9	1.0
	2A	2.0×1.25	0.8	3.4	1.3	1.3
	2B	3.2×1.6	1.2	4.6	1.8	1.7
	2H (10mΩ~30mΩ)	5.0×2.5	1.8	6.1	2.6	2.15
	2H (33mΩ~100mΩ)		3.3	6.1	2.5	1.4
	3A (10mΩ~30mΩ)	6.3×3.1	2.3	8.0	3.3	2.85
	3A (33mΩ~100mΩ)		4.6	8.0	3.2	1.7
UR73V UR73VH	2A	2.0×1.25	1.2	3.4	1.3	1.1
	2B	3.2×1.6	2.2	4.2	1.6	1.0
UR73VD	2A (10mΩ~18mΩ)	2.0×1.25	0.6	3.4	1.3	1.4
	2A (20mΩ~36mΩ)		0.8	3.4	1.3	1.3
	2B (10mΩ~13mΩ)	3.2×1.6	0.7	4.4	1.6	1.85
	2B (15mΩ~16mΩ)		0.9	4.4	1.6	1.75
	2B (18mΩ~20mΩ)		1.0	4.4	1.6	1.7
	2B (22mΩ~27mΩ)		1.2	4.4	1.6	1.6

Flat Type Components - For Reflow Soldering

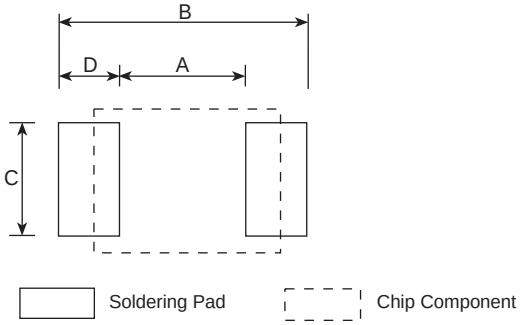

Type	Style	Dimensions millimeters				
		Component Size	A	B	C	D
WK73 WU73 WG73	1E	0.5×1.0	0.2	1.1	1.0	0.45
	1J	0.8×1.6	0.4	1.7	1.6	0.65
	2A	1.25×2.0	0.55	2.35	2.0	0.9
	2B15, 2B	1.6×3.2	0.7	2.3	3.2	0.8
	2H2, 2H	2.5×5.0	1.0	3.5	5.0	1.25
	3A3, 3A	3.1×6.3	1.6	3.9	6.3	1.15
WN73H	1J	0.8x1.6	0.4	1.7	1.6	0.65
	2B	1.6x3.1	0.7	2.3	3.2	0.8
SLR	1	6.3×3.1	3.4	8.0	3.0	2.3
TF	10B	1.0×0.5	0.5	1.3	0.3	0.4
	16S,16A,16V	1.6×0.8	1.0	2.0	0.6	0.5
PS	L	6.3×3.15	3.4	7	3.4	1.8
	F	3.0×3.8	Described on the product page			
TLR	2A	2.0×1.25	0.5	2.5	1.3	1.0
	2BW, 2BP (0.5mΩ)	3.2×1.6	0.6	4.0	1.8	1.7
	2BN,2B, 2BW,2BP (1mΩ,1.5mΩ)		0.8	4.0	1.8	1.6
	2BN,2B, 2BW,2BP (2mΩ~20mΩ)		1.4	4.0	1.8	1.3
	2H, 2HW (0.5mΩ~1.5mΩ)	5.0×2.5	1.0	6.1	3.0	2.55
	2H, 2HW (2mΩ~6mΩ)		1.3	6.1	3.0	2.4
	2H, 2HW (7mΩ~10mΩ)		3.3	6.1	3.0	1.4
	3AW (0.5mΩ~0.82mΩ)	6.35×3.18	0.8	7.55	3.83	3.375
	3AW (1mΩ~4mΩ)		1.45	7.55	3.83	3.05
	3AW (5mΩ~8mΩ)		3.45	7.55	3.83	2.05
	3AW (9mΩ, 10mΩ)		4.4	7.55	3.83	1.575

standard soldering pad dimensions (continued)

The optimum soldering pad dimensions may differ depending on soldering conditions, however, the following land dimensions are generally recommended.

Flat Type Components - For Reflow Soldering

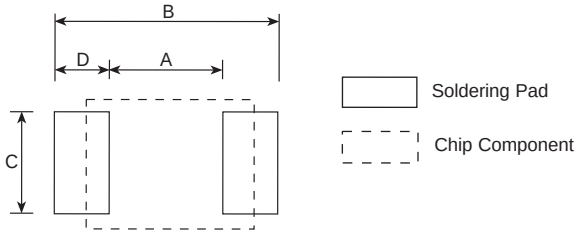

For Reflow Soldering

Type	Style	Dimensions millimeters				
		Component Size	A	B	C	D
TLR	3AP (0.5mΩ~0.82mΩ)	6.35×3.18	0.8	7.55	3.83	3.375
	3AP (1mΩ, 1.5mΩ)		1.45	7.55	3.83	3.05
	3AP (2mΩ)		1.05	7.55	3.83	3.25
	3AP (3mΩ~4mΩ)		1.45	7.55	3.83	3.05
	3AP (5mΩ~8mΩ)	6.35×3.18	3.45	7.55	3.83	2.05
	3AP (9mΩ, 10mΩ)		4.4	7.55	3.83	1.575
	3APS		3.45	7.55	3.83	2.05
TLRH	2A	2.0×1.25	0.5	2.5	1.3	1.0
	3AW	6.3×3.2	4.4	7.5	3.7	1.55
	3AP	6.3×3.2	2.15	7.55	3.83	2.7
TLRZ	1E	1.0×0.5	0.5	1.3	0.6	0.4
	1J	1.6×0.8	0.5	2.0	0.9	0.75
	2A	2.0×1.25	0.5	2.5	1.45	1.0
	2B	3.2×1.6	2.2	3.8	1.8	0.8
SL	07, W07	5.0×2.5	2.3	7.0	2.6	2.35
	1, W1	6.3×3.1	3.4	8.0	3.0	2.3
	2	11.5×7.0	5.4	15.0	5.0	4.8
SLN	2, 3, 5	11.5×7.0	5.0	15.0	6.0	5.0
TSL	1	6.3×3.1	3.4	8.0	3.0	2.3
CCF	1N, 1F	6.0×2.5	3.0	7.2	2.8	2.1
NV73 NV73DL	1H	0.6×0.3	0.25~0.35	0.65~0.95	0.25~0.35	0.2~0.3
	1E	1.0×0.5	0.51	1.73	0.51	0.61
	1J	1.6×0.8	1.0	3.0	1.0	1.0
	2A	2.0×1.25	1.2	4.0	1.2	1.4
	2B	3.2×1.6	2.2	5.0	1.3	1.4
NV73S	2E	3.2×2.5	2.2	5.0	2.3	1.4
	2J	4.5×3.2	3.0	6.6	3.2	1.8
	2L	5.7×4.7	4.2	7.8	5.0	1.8

Specifications given herein may be changed at any time without prior notice. Please confirm technical specifications before you order and/or use.

standard soldering pad dimensions (continued)

The optimum soldering pad dimensions may differ depending on soldering conditions, however, the following land dimensions are generally recommended.

For Flow Soldering

Type	Style	Dimensions millimeters				
		Component Size	A	B	C	D
RK73 RS73 HV73 SG73 RN73 HSG73P SR73 LT73 LP73 SDT73 RF73	1E	1.0×0.5	0.5	1.5	0.5	0.5
	1J	1.6×0.8	1.0	2.4	0.8	0.7
	2A	2.0×1.25	1.3	3.1	1.25	0.9
	2B	3.2×1.6	2.2	4.4	1.6	1.1
	2E, 2E1	3.2×2.5	2.2	4.4	2.5	1.1
	W2H/2H	5.0×2.5	3.3/3.5	6.1/6.3	2.5	1.4
	W3A2, W3A, 3A	6.3×3.1	4.6	8.0	3.2	1.7
RK73 AT SG73 AT HV73 AT HSG73P AT	1E	1.0x0.5	0.5	1.7	0.53	0.6
	1J	1.6×0.8	1.0	2.5	0.85	0.75
	2A	2.0×1.25	1.2	3.0	1.33	0.9
	2B	3.2×1.6	2.05	4.4	1.7	1.175
UR73	2A	2.0×1.25	1.3	2.6	1.1	0.65
	2B	3.2×1.6	2.2	4.2	1.6	1.0
UR73D	1E	1.0×0.5	0.4	1.7	0.5	0.65
	1J	1.6×0.8	0.5	2.5	0.9	1.0
	2A	2.0×1.25	0.8	3.4	1.3	1.3
	2B	3.2×1.6	1.2	4.6	1.8	1.7
	2H (10mΩ~30mΩ)	5.0×2.5	1.8	6.1	2.6	2.15
	2H (33mΩ~100mΩ)		3.3	6.1	2.5	1.4
	3A (10mΩ~30mΩ)	6.3×3.1	2.3	8.0	3.3	2.85
	3A (33mΩ~100mΩ)		4.6	8.0	3.2	1.7
UR73V UR73VH	2A	2.0×1.25	1.2	3.4	1.3	1.1
	2B	3.2×1.6	2.2	4.2	1.6	1.0
UR73VD	2A (10mΩ~18mΩ)	2.0×1.25	0.6	3.4	1.3	1.4
	2A (20mΩ~36mΩ)		0.8	3.4	1.3	1.3
	2B (10mΩ~13mΩ)	3.2×1.6	0.7	4.4	1.6	1.85
	2B (15mΩ~16mΩ)		0.9	4.4	1.6	1.75
	2B (18mΩ~20mΩ)		1.0	4.4	1.6	1.7
	2B (22mΩ~27mΩ)		1.2	4.4	1.6	1.6
TF	10B	1.0×0.5	0.5	1.5	0.5	0.5
	16S, 16A	1.6×0.8	1.0	2.4	0.8	0.7

Flat Type Components - For Flow Soldering

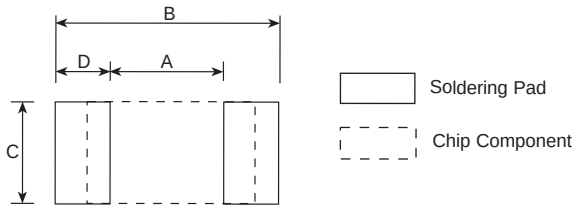

Type	Style	Dimensions millimeters				
		Component Size	A	B	C	D
NV73 NV73DL	1J	1.6×0.8	1.0	3.0	1.0	1.0
	2A	2.0×1.25	1.2	4.0	1.2	1.4
	2B	3.2×1.6	2.2	5.0	1.3	1.4
NV73S	2E	3.2×2.5	2.2	5.0	2.3	1.4
	2J	4.5×3.2	3.0	6.6	3.2	1.8
	2L	5.7×4.7	4.2	7.8	5.0	1.8
CCF	1N, 1F	6.0×2.5	3.0	7.2	2.8	2.1

melf type components—RD41, RN41, MLT, CC

Reflow Soldering

Type	Style	Dimensions millimeters			
		Component Size	A	C	D
RD41 RN41 CC	2ES 12M	3.5 X 1.40	1.5	1.3	1.7
	2E 25	5.9 X 2.2	2.2	2.2	3.0
	3AS	5.9 X 2.2	15.0	15.0	4.0

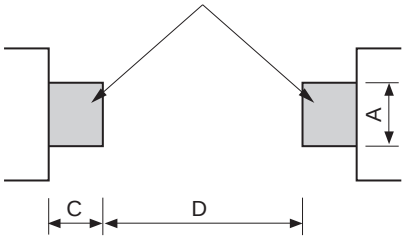

Flow Soldering

Type	Style	Dimensions millimeters				
		Component Size	A	B	C	D
RD41 RN41 CC	2ES 12M	3.5 X 1.40	1.5	2.2	1.5	2.0
	2E 25	5.9 X 2.2	2.0	3.0	3.0	4.0
	3AS	5.9 X 2.2	15.0	3.0	15.0	4.0

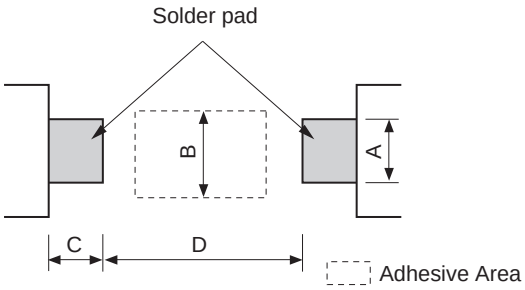

resistor arrays—CN

- For Reflow Soldering

Type	Style	Dimensions millimeters					
		Component Size	A	B	C	D	E
CNN	2A2	2.54 X 2.0	1.2	2.8	0.6	0.8	1.27

Chip Networks

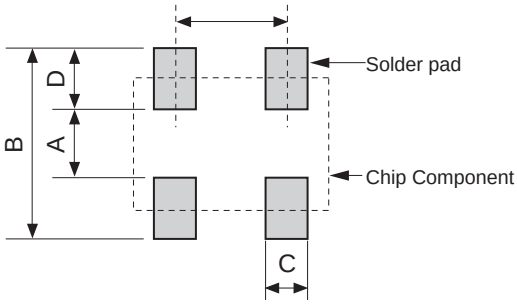

MWS

- For Reflow and Flow Soldering

Type	Style	Dimensions millimeters					
		Component Size	A	B	C	D	E
MWS	5	16.9 X 8.6	2.2	6.2	2.5	2.0	14.1

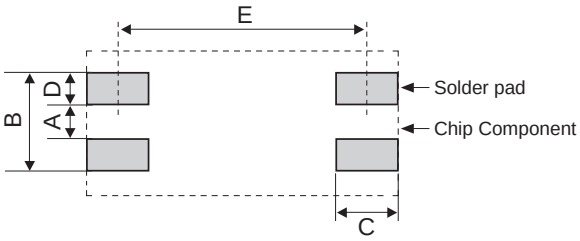

other chips—RCS, RCT, RCU, RCW

- For Reflow Soldering

Type	Dimensions millimeters	
	A	B
RCU	2.5~2.7	0.6~0.8
RCT	2.9~3.1	1.05~1.25
RCS	4.1~4.3	1.4~1.6
RCW		

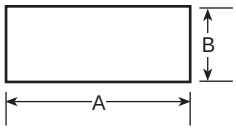

Specifications given herein may be changed at any time without prior notice. Please confirm technical specifications before you order and/or use.